




dittmer

ditt-deck

2012

welded
extruded
Aluminum
walkway covers



- Refer to:
- 08 63 00/DIT for Acrylic Walkway Covers
 - 10 71 13/DIT for Extruded Aluminum Sunshades





- GTE Federal Credit Union Headquarters, Tampa, Florida
- Reynolds, Smith and Hills, Inc. • Architect
- Whiting Turner Contracting Company • Contractor



- Orlando Regional Medical Center, Orlando, Florida
- Rogers, Lovelock & Fritz, Inc. • Architect
- Trafalgar House Construction • Contractor

Front cover photo:

- University Orthopaedic Associates, Somerset, New Jersey
- Fletcher Thompson Architects • Architect
- M Gordon Construction Company • Contractor



- Trigg County Middle School, Cadiz, Kentucky
- W.M.B. Inc. • Architect
- Alliance Corporation • Contractor



- Community School at Lake Nona, Orlando, Florida
- Schenkel Shultz • Architect
- Centex Rooney Construction Co. • Contractor



- Marriott Orlando World Center, Orlando, Florida
- Hansen Lind Meyer, Inc. • Architect
- Centex Rooney Construction Co., Inc. • Contractor

- Wayne County Municipal Courts Building, Wooster, Ohio
- Hanahan/Strollo & Associates, Inc. • Architect
- Bogner Construction Company • Contractor



- American Culinary Federation, St. Augustine, Florida
- Dixon & Associates • Architect
- DiMare Construction Company • Contractor



- Imperial Estates Elementary, Titusville, Florida
- Harvard, Jolly, Clees, Toppe • Architect
- Ivey's Construction, Inc. • Contractor



- Titusville High School, Titusville, Florida
- The Haskell Company • Architect
- G. H. Johnson Construction Co. • Contractor



- Fleet Management, Clearwater, Florida
- Pinellas County • Architect
- Grosz & Stamper Construction • Contractor



- Celebration Service Center, Celebration, Florida
- Wakefield/Beasley & Associates • Architect
- Kelsey Construction, Inc. • Contractor



- The Celebration School, Celebration, Florida
- Schenkel Shultz • Architect
- Centex Rooney Const. Co. • Contractor

- Trinity Preparatory School, Winter Park, Florida
- Hunton Brady Pryor Maso Architects • Architect
- Welbro Contractors, Inc. • Contractor

DITT-DECK Extruded Aluminum Walkway Covers enhance school, hospital and other institutional architecture while being totally maintenance free. The internal drainage system contributes to the uncluttered beauty of our carefully designed and engineered system. Our in-house chromate conversion coating facility, electrostatic paint-line and ovens offer you considerable finish options on your project.

- Gran Park 200, Orlando, Florida
- HuntonBrady Architects • Architect
- Brasfield & Gorrie, L.L.C. • Contractor



- Veranda Park at Metro West, Orlando, Florida
- Dittmer Architectural Aluminum • Design
- Skanska USA Building, Inc. • Contractor



- Orlando Flite Park, Orlando, Florida
- Dittmer Architectural Aluminum • Design/Contractor

EXTRUDED ALUMINUM DECKS

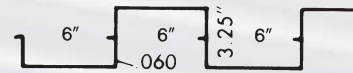
Sx = 1.399 in³
Ix = 0.993 in⁴



S.S. Eight

SPAN	6'	7'	8'	9'	10'
Stress Limit	320	235	180	142	115
Deflection Limit	102	65	43	30	22

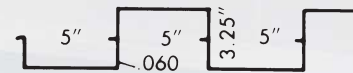
Sx = 1.53 in³
Ix = 2.48 in⁴



Stretch 60

SPAN	8'	9'	10'	11'	12'	13'	14'
Stress Limit	203	161	130	108	90	77	66
Deflection Limit	122	85	63	46	36	28	22

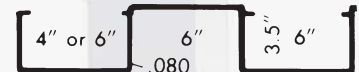
Sx = 1.45 in³
Ix = 2.35 in⁴



Standard 60

SPAN	8'	9'	10'	11'	12'	13'	14'
Stress Limit	226	179	145	120	100	86	74
Deflection Limit	136	95	70	52	40	32	25

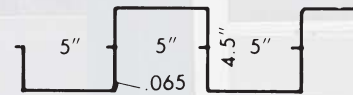
Sx = 2.06 in³
Ix = 3.60 in⁴



Spread 80

SPAN	12'	13'	14'	15'	16'	17'	18'
Stress Limit	143	122	105	91	80	71	63
Deflection Limit	62	48	39	32	26	22	18

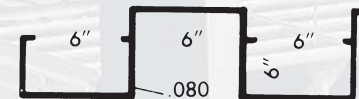
Sx = 2.36 in³
Ix = 5.31 in⁴



Sturdy 65

SPAN	12'	13'	14'	15'	16'	17'	18'
Stress Limit	164	140	121	105	92	82	73
Deflection Limit	91	71	57	46	38	32	27

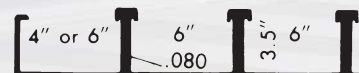
Sx = 4.10 in³
Ix = 12.31 in⁴



Six x Six

SPAN	16'	17'	18'	19'	20'	21'	22'
Stress Limit	160	142	126	113	102	93	85
Deflection Limit	89	74	62	53	45	39	34

Sx = 2.25 in³
Ix = 3.94 in⁴



Soffit

SPAN	10'	11'	12'	13'	14'	15'	16'
Stress Limit	225	186	156	133	115	100	88
Deflection Limit	116	87	67	53	42	35	28

Tables show allowable loads (lbs. per sq. ft.) All extrusions are 6063-T6. Safety factor of 2.1 Yield: 31,000 psi. Figures based on breaking deck at alternate bends.



- East Ridge Middle School, Clermont, Florida
- Schenkel Shultz • Architect
- PPI Construction Management • Contractor



- Memorial Middle School, Orlando, Florida
- Schenkel Shultz • Architect
- Balfour Beatty • Contractor

HELI-ARC WELDED BENTS

COLUMNS



4x3



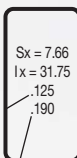
4x4



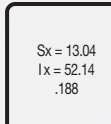
6x4



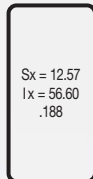
6x6



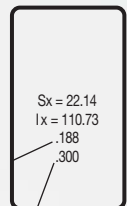
8x4



6x8



5x9



10x6

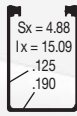
BEAMS



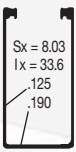
4x3



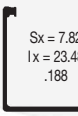
4x4



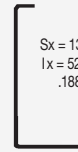
6x4



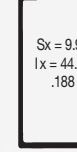
8x4



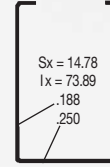
6x6



6x8



5x9



6x10

U BENT



Model	DECK WIDTH	6'	8'	10'	12'	14'	16'	18'	20'	22'	24'
		BM./COL.									
1	4x3/4x3	5,134	3,565	2,680	2,110						
2	6x4/4x4	10,338	7,384	5,680	4,544	3,725	3,104	2,587	2,192		
3	6x4/6x4	12,950	9,250	7,115	5,692	4,666	3,888	3,240	2,746	2,367	
4	8x4/4x4	14,589	10,727	8,513	6,978	5,815	4,928	4,248	3,694	3,212	2,818
5	8x4/6x4	17,506	12,872	10,135	8,108	6,922	5,867	5,058	4,323	3,726	3,240
6	8x4/8x4	20,657	15,189	11,960	9,724	8,103	6,867	5,920	5,148	4,477	3,927
7	6x6/6x6	16,330	13,090	11,050	9,640	8,590	7,760	7,100	6,560		
8	8x6/6x6	21,616	16,830	13,991	11,976	10,565	9,503	8,653	7,939	7,386	6,927
9	8x6/8x6	28,492	22,950	19,405	16,915	15,070	13,600	12,461	11,424	10,591	9,885
10	5x9/9x5	23,518	19,100	14,080	11,500	9,000	7,300	6,100	5,977		
11	10x6/10x6	33,520	27,000	22,830	19,900	17,730	16,000	14,660	13,440	12,460	11,630

L BENT



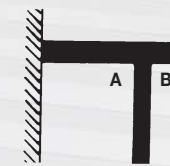
1	4x3/4x3	3,899	2,954	2,308							
2	6x4/4x4	8,340	6,318	4,936	3,785	3,004	2,612	2,375	2,262		
3	6x4/6x4	9,258	7,014	5,480	4,246	3,397	2,954	2,685	2,558	2,436	
4	8x4/4x4	12,855	9,739	7,609	6,136	4,989	4,123	3,465	2,962	2,533	2,220
5	8x4/6x4	14,194	10,753	8,401	6,830	5,553	4,589	3,856	3,296	2,841	2,470
6	8x4/8x4	16,749	12,689	9,913	8,059	6,553	5,415	4,550	3,889	3,352	2,915
7	6x6/6x6	15,730	11,780	9,440	7,900	6,800	5,970	5,330	4,820		
8	8x6/6x6	21,734	16,949	14,050	12,104	10,693	9,503	8,432	7,573		
9	8x6/8x6	25,236	19,005	15,291	12,825	11,050	9,732	8,695	7,862		
10	5x9/9x5	24,235	15,800	10,940	8,700	7,000	6,000	4,900	4,350		
11	10x6/10x6	29,690	22,360	17,990	15,090	13,000	11,450	10,230	9,250		

TT BENT






Model	DIM.A	DIM.B	4'	6'	7'	8'	10'	11'	12'	14'	15'	16'
			1'	1'	1.5'	2'	2'	2.5'	3'	3'	3.5'	4'
1	4x3/4x3		11,918	8,277	6,323	4,800	3,952	3,239	2,699			
2	6x4/4x4		25,581	18,272	14,055	11,244	9,216	7,680	6,508	5,610	4,921	4,394
3	6x4/6x4		26,456	18,897	14,536	11,629	9,532	7,943	6,731	5,803	5,089	4,544
4	8x4/4x4		33,443	25,591	19,363	16,002	13,795	12,317	11,300	10,561	9,963	9,489
5	8x4/6x4		37,059	27,249	21,456	17,732	15,286	13,649	12,522	11,703	11,040	10,514
6	8x4/8x4		43,729	32,154	23,318	20,924	18,038	16,105	14,776	13,809	13,027	12,407
7	6x6/6x6				24,500	24,530	20,520	17,790	17,710	15,695	14,150	14,050
8	8x6/6x6				32,606	32,801	26,940	23,094	23,018	20,255	18,139	18,105
9	8x6/8x6				42,432	42,262	35,470	30,804	30,498	27,058	24,403	24,114
10	5x9/9x5					35,300	25,800	20,810	16,235	13,050		
11	10x6/10x6				49,920	49,720	41,730	36,240	35,880	31,835	28,710	28,370

T BENT



Model	DIM.A	DIM.B	5'	6'	9'	10'	12'	13'	15'	16'	18'	20'
			1'	2'	1'	2'	2'	3'	3'	4'	4'	4'
1	4x3/4x3		5,979	4,983	3,691	2,977	2,481	2,130				
2	6x4/4x4		12,403	10,336	7,656	6,174	5,145	4,039	3,606	3,339	3,092	2,863
3	6x4/6x4		14,031	11,692	8,661	6,985	5,821	4,660	4,161	3,853	3,567	3,303
4	8x4/4x4		21,031	17,518	12,976	10,465	8,720	7,638	6,820	6,046	5,598	5,183
5	8x4/6x4		22,855	19,046	14,108	11,377	9,481	7,986	7,130	6,612	6,122	5,669
6	8x4/8x4		26,968	22,473	16,647	13,425	11,188	9,423	8,413	7,802	7,224	6,689
7	6x6/6x6				17,140	14,380	12,040	10,110	8,920	8,170	7,520	6,860
8	8x6/6x6				25,738	21,564	17,935	15,028	13,209	12,155	11,211	10,196
9	8x6/8x6				28,241	23,655	19,826	16,630	14,671	13,434	12,342	11,254
10	5x9/9x5				23,600	15,700	13,500	10,560	7,700	7,550	6,355	5,472
11	10x6/10x6				33,225	27,830	23,325	19,565	17,260	15,805	14,520	13,240

* Load values are for general guidelines only.



www.dittdeck.com

1006 Shepard Road
Winter Springs, FL 32708
407.699.1755 • FAX: 407.695.4430
800.822.1755

see us at
Sweets.com